



## Agile Series

### ***One chair, more possibilities***

The Agile series delivers dependable quality for a wide range of users. Flip-up armrests, removable footrests, and a lightweight aircraft-grade frame ensure safe and easy transfers. The series includes the basic Agile and the more versatile Agile Plus, offering flexible options to meet diverse needs.



Agile



Agile Plus


# Agile Plus

## *Adaptability without complexity*

Agile Plus sits between the basic Agile and the highly adjustable KARMA Flexx series. It offers flexibility where it matters most: seat depth, seat height, backrest height, center of gravity, and different brake types. These features make one wheelchair suitable for many different users.

### Intuitive Design

All movable parts are highlighted in high-visibility orange.



#### Optional Seat Depth Adjustment

Adjusts 25 mm (1") in seconds to achieve a natural seating fit, enhancing comfort throughout the day.



#### Optional Tool-free Adjustable Footrests

Quick, tool-free adjustment to keep legs supported and posture balanced.

#### Optional Backrest Height Adjustment

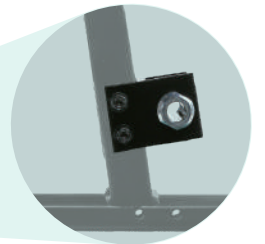
Adjusts 50 mm (2") to provide proper upper-body support, improving posture and overall comfort.

##### Standard

Ergo Handrim (Spoke Rim)

##### Optional

Plastic Handrim (Mag Rim)  
Aluminum Handrim



#### Optional Rear Wheel Extension Plate

The center of gravity can be adjusted to three positions: active, neutral, and stable.



#### Optional Armrests & Legrests

Optional upgrades include the flip-up, height-adjustable armrests and the articulating elevating legrests.

#### Seat Height Adjustment

From 410 mm (16") to 435 mm (17") with 6" casters.

From 460 mm (18") to 510 mm (20") with 8" casters.



Scan to learn more  
about Agile Plus



## Optional Brake Types



### Push & Pull Brakes

Allows attendants to park the wheelchair without bending down to reach the wheel locks.




### Basic Brakes

Simple, effective braking ensures smooth control and added security for caregivers.



### Drum Brakes

Provides stronger stopping power and steady control for improved safety and confidence on slopes and uneven terrain.



### Optional Tension Adjustable Backrest

Adjustable Velcro straps contour to the back, easing pressure points and enhancing long-term comfort.



### Optional Ergo Anti-Tippers

Anti-tippers engage or disengage in a single step, keeping caregivers upright and strain-free for safer curb navigation.



### Optional Foldable Backrest

Lightweight, easy to fold, and compact, Agile Plus is a practical option for users and attendants.



### Optional Quick-release Axles

Enable quick wheel removal for easier transport, storage, and setup.

# Agile



## Performance that lasts. Value that matters

Agile offers essential comfort and reliability in a simple, low-maintenance design. With fixed specifications and robust construction, it's an economical solution for consistent supply, quick turnaround, and minimal after-sale servicing.



	Agile Plus	Agile
Seat Depth	Adjustable	Fixed
Seat Height	Adjustable	Fixed
Backrest Height	Adjustable	Fixed
COG Position	Adjustable	Adjustable
Armrest Height	Tool-free Adjustable	Tool-free Adjustable
Footplate Height	Tool-free Adjustable	Adjustable
Brake Type	Push & Pull, Basic, Drum	Basic



Scan to learn more about Agile

Product Name	Nominal seat width (mm)	Nominal seat depth (mm)	Front caster / Rear wheel size (in)	Seat surface height at front edge (mm)	Backrest height (mm)	Armrest to seat distance (mm)	Footrest to seat distance (mm)	Total mass (kg)	Maximum user weight (kg)
AGILE PLUS	410	410	6 / 14	410 - 435	435 510 435 - 480	220 - 300	330 - 405	12.5 - 13.0	136
	435	435						12.6 - 13.1	
	460	410 - 435 435 - 460						12.8 - 13.3	
	510	460 435 - 460						13.0 - 13.5	
	410	410	6 / 20	410 - 435	435 510 435 - 480	220 - 300	330 - 405	13.1 - 13.6	136
	435	435						13.2 - 13.7	
	460	410 - 435 435 - 460						13.4 - 13.9	
	510	460 435 - 460						13.6 - 14.1	
	410	410	8 / 14	460 - 510	435 510 435 - 480	220 - 300	380 - 480	12.5 - 13.0	136
	435	435						12.6 - 13.1	
	460	410 - 435 435 - 460						12.8 - 13.3	
	510	460 435 - 460						13.0 - 13.5	
	410	410	8 / 24	460 - 510	435 510 435 - 480	220 - 300	380 - 480	14.2 - 14.7	136
	435	435						14.3 - 14.8	
	460	410 - 435 435 - 460						14.5 - 15.0	
	510	460 435 - 460						14.7 - 15.2	
AGILE	410	410	7 / 14	480	435 510	220	380 - 480	12.3 - 12.8	125
	460	460						12.6 - 13.1	
	510	460						12.8 - 13.3	
	410	410	7 / 22	480	435 510	220	380 - 480	12.9 - 13.4	125
	460	460						13.2 - 13.7	
	510	460						13.4 - 13.9	
	410	410	8 / 14	505	435 510	220	380 - 480	12.2 - 12.7	125
	460	460						12.5 - 13.0	
	510	460						12.7 - 13.2	
	410	410	8 / 24	505	435 510	220	380 - 480	13.9 - 14.4	125
	460	460						14.2 - 14.7	
	510	460						14.4 - 14.9	

Numerical ranges shown with “-” indicate specifications that can be adjusted within the stated limits to meet individual user needs.  
The actual product specifications may differ from the data in the table by up to ±10 mm ±0.5 kg.

#### Frame Color



Flat Black



Pearl Silver



Bright Silver White

#### Upholstery Color



Black



Gray Polka Dot

# karma

A Better Wheelchair, A Better Fit

KARMA MEDICAL PRODUCTS CO., LTD.  
T +886 5 206 6688 F +886 5 206 7788

globalsales@karma.com.tw  
www.karmamedical.com

• Karma reserves the right to modify information herein without further notice. • Rev. 00 Aug. 2025

